

Baden-Powell Service Association



Introduction to Traditional Scouting

Welcome to the Introduction to Traditional Scouting self paced course.

This presentation has been designed for individuals or small groups to give an overview of what Traditional Scouting is all about and how it should be delivered.

If you have been involved in Scouting before, you may notice some significant changes, if you are new to Scouting, it should provide a good background

Either way, the course should be informative and answer most of your questions.

A mentor is only an email away if you need further explanation or have any questions.

Contact: info@bpsa-us.org

BE PREPARED

Objectives

By the end of this course you should know:

- the responsibilities of leadership,
- some of our key policies, and
- our aims and objectives.

This course will enhance your Scouting skill set so that you, and your youth, will receive the maximum benefit of the Traditional Scouting program and have fun doing it.

So, what is Traditional Scouting?

Traditional Scouting refers to using the original program and principles set down in “Scouting for Boys” by Lord Baden-Powell, the founder of the Scouting movement. BP’s vision did not include a lot of bureaucracy, he meant to keep the program simple and affordable. BP’s vision started with teenage boys with a strong focus on the outdoors. He created the program based on his book, “Scouting for Boys”.

When the interest of younger boys became so strong it could not be ignored, BP added a program for the pre-teenage boys and created the Wolf Cub program based on the “The Jungle Book” *by Rudyard Kipling*.



How does it differ from today's Scouting?

Most, but not all, current day Scouting is designed for the urban community and doesn't involve the outdoors as it was designed.


Traditional values put emphasis on youth leadership, not adult leadership. It emphasizes that rewards are earned. It puts responsibility on self, and taking responsibility for your own actions.

But most importantly, it emphasizes youth teaching youth with guidance and counseling from the adults, not an adult controlled environment, at least for the older sections. Youth leadership is emphasized in all the sections, but to varying degrees.

In keeping with Lord Baden-Powell's ideals, our movement has instituted a well rounded outdoor program centered on the two books, "Scouting for Boys" and "The Wolf Cub's Handbook".



Some requirements have been adjusted to meet changes in technology, health and safety, environmental standards and modern “leave no trace” camping standards, but the basic principles and ideals are maintained.



History of the BPSA

The BPSA was formed in the United Kingdom in 1970 (*allegedly with the approval of Lady Baden-Powell who was extremely upset at the modernization and changes to the UK Scout Association*) when it was felt that other Scout Movements were abandoning the traditions and programs established by Lord Robert Baden-Powell in 1907. The BPSA retain the belief that the movement should be based on outdoor activities related to the skills of explorers, backwoodsmen and frontiersmen.

The BPSA in the US was formed in 2006 by former members of the US Rovers Association and later was incorporated in 2009 as the Baden-Powell Service Association, US.



History of the WFIS



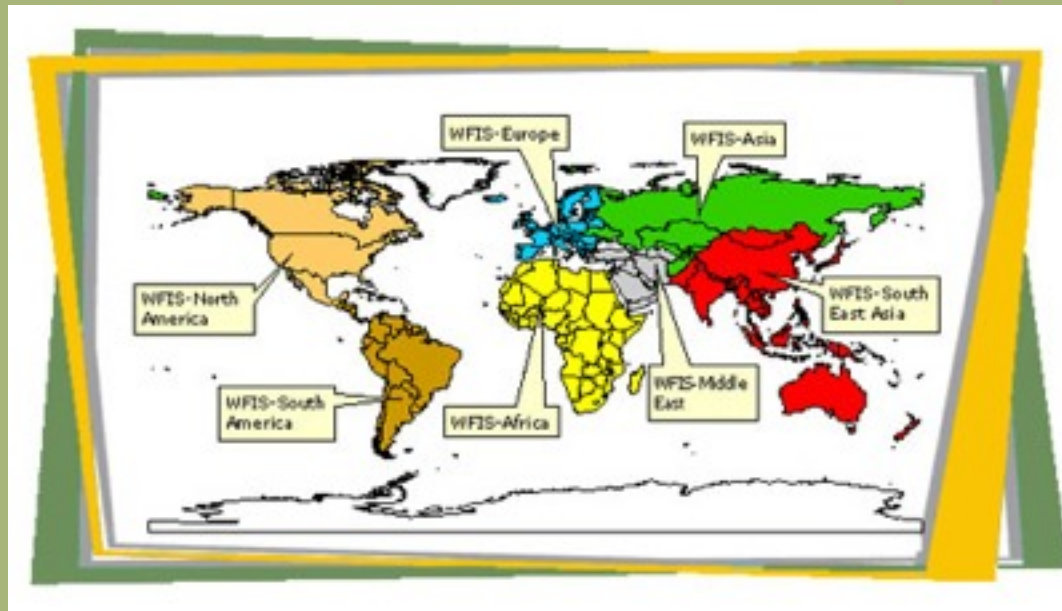
The World Federation of Independent Scouts (WFIS) was formed in Laubach, Germany in 1996 with ten European independent associations. Lawrie Dring, Chief Commissioner of the BPSA-UK was elected as the first President of the World Council. The current WFIS President is Klaus Tegeder of the Pathfinders of St. George, a German independent association.

WFIS Jamborees

The WFIS has run three successful World Jamborees. The first one was in 2002 and was held in Denmark. The second was the Centennial Jamboree in 2007 and was held in Columbia, South America. The last Jamboree was held in Puebla, Mexico in 2011.



The WFIS is comprised of five Regional Councils and a World Council. Each member Association has a vote in the election of Council members, at all levels of the federation. We are part of WFIS-Americas.



The WFIS currently operates in 38 countries and has 58 individual member associations, including us!

About Our BPSA Sections

- Membership is open to both boys and girls, men and women.
- There are three membership options: All Male; All Female; and Co-ed.
- We have no full-time staff, nor part-time staff. This allows us to keep costs down to a minimum.
- We have a full range of training and proficiency badges for all sections
- We aim to remain democratic and stand by Traditional Values.

Proper Uniform

- As we talk about the youth in the coming slides, please note the uniforms.
- “Smartness in uniform and correctness in detail may seem a small matter, but has its value in the development of self-respect, and means an immense deal to the reputation of the Movement among outsiders who judge by what they see.”
- Lord Baden-Powell said that if the boys dressed like Scouts, they would act like Scouts...and you will see that it is true!
- As a Scouter, you set the example for your youth.... Let's see what B-P had to say about this:

The Scout Uniform

from *Aids to Scoutmastership* by B-P

- I have often said, “I don’t care a fig whether a Scout wears a uniform or not so long as his heart is in his work and he carries out the Scout Law.” But the fact is that there is hardly a Scout who does not wear uniform if he can afford to buy it. The spirit prompts him to it.
- The same rule applies naturally to those who carry on the Scout Movement, the Scoutmasters and Commissioners; there is no obligation on them to wear uniform if they don’t like it. At the same time, they have in their positions to think of others rather than of themselves.

The Scout Uniform

from *Aids to Scoutmastership* by B-P

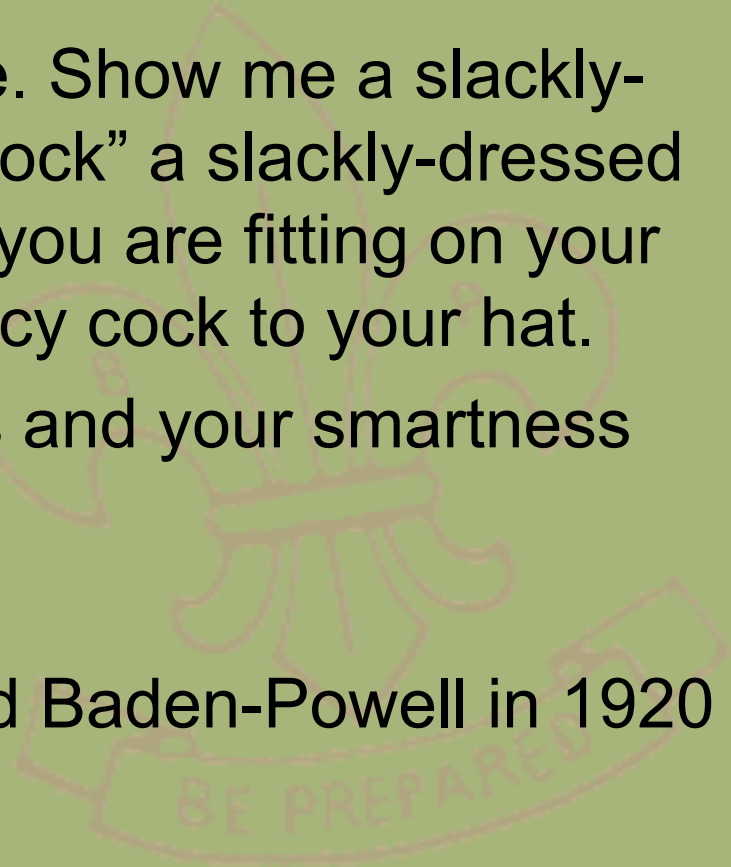
- Personally, I put on uniform, even if I have only a Patrol to inspect, because I am certain that it raises the moral tone of the boys. It heightens their estimation of their uniform when they see it is not beneath a grown man to wear it; it heightens their estimation of themselves when they find themselves taken seriously by men who also count it of importance to be in the same brotherhood with them.
- Smartness in uniform and correctness in detail may seem a small matter, but has its value in the development of self-respect, and means an immense deal to the reputation of the Movement among outsiders who judge by what they see.

The Scout Uniform

from *Aids to Scoutmastership* by B-P

- It is largely a matter of example. Show me a slackly-dressed Troop and I can “Sherlock” a slackly-dressed Scoutmaster. Think of it, when you are fitting on your uniform or putting that final saucy cock to your hat.
- You are the model to your boys and your smartness will reflect itself in them.

Written by Lord Baden-Powell in 1920

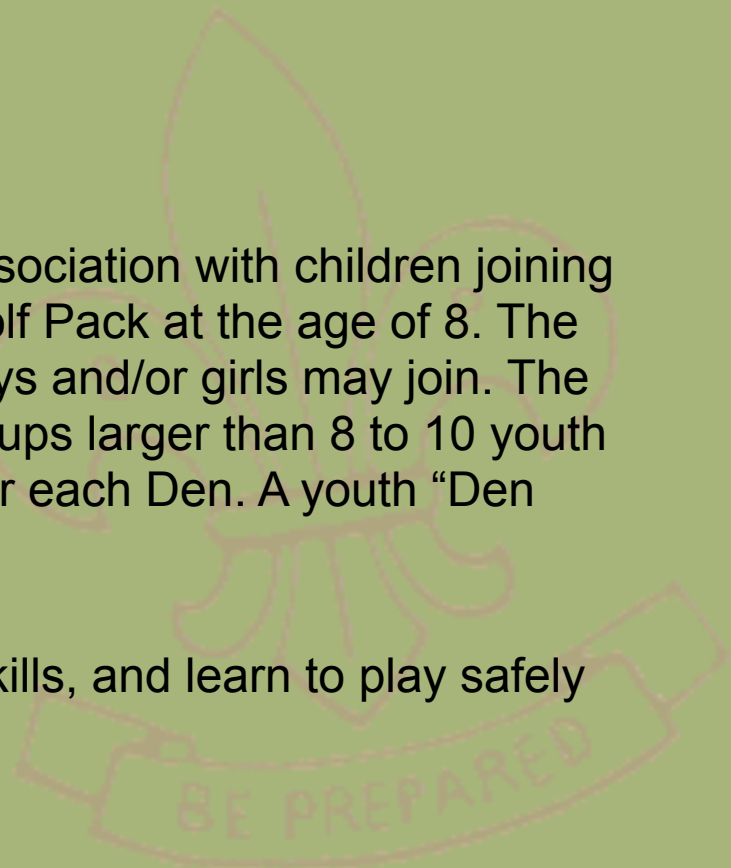


Let's look at what matters, the Youth Sections, starting with our youngest: **Otters**

Their motto is "Busy and Bright".

The Otters are our youngest section in our Association with children joining at 5 years of age and going to the Timber Wolf Pack at the age of 8. The unit is known as an "**Otter Raft**" and both boys and/or girls may join. The units within the Raft are known as Dens. Groups larger than 8 to 10 youth should be divided into Dens with one adult for each Den. A youth "Den Leader" can be appointed to assist.

Otters learn useful family skills, community skills, and learn to play safely together.





In keeping with the principles of rewards, Otters have a series of Paw badges to earn.

Otters can also earn a Service Badge, Safety Badge and a Camping Badge.



Camping Badge



Safety Badge



Service Badge

Otter Uniform



Otter Program

There really is no “Traditional” program for Otters as they were never envisioned by the Founder. The Otter program prepares our youngest section for entry into Timberwolves by introducing simple opening and closing ceremonies; outdoor activities; and a badge system where badges are earned.

Otters will generally only overnight camp with their parents present, however “Day Camps” with hikes and a wiener roast or outdoor games will introduce them to the great outdoors.

The Otter program is detailed in the Otter Handbook.

The youth generally do not receive any written materials except handouts explaining the badge requirements.

Timber Wolves

Boys and/or girls may join this section between the ages of 8 and 11. Their motto is "Do Your Best".

They join in many games and practical activities based on the Jungle Book as written by B-P's friend Rudyard Kipling. Much of their learning is 'by doing'.

We incorporate the original "two star" program, worn on the cap, along with proficiency badges worn on the sleeve. Timberwolves need to earn their first star before they can wear any proficiency badges.


The Timberwolf Master is Akela and the assistant leaders have their jungle names as well.



Timberwolf Tenderpad Badge awarded at their Investiture.

As with all the Sections, there are basic requirements before a youth is “invested”.

Up until then, they are “New Chums” and may wear a “coat of white paint” until their big day. The coat of white paint, as referenced in the Timberwolf Handbook is a plain, white scout neckerchief.



Timberwolf Uniform



Timber Wolf Program

The Timber Wolf program is based on the “Wolf Cubs Handbook” and the original Wolf Cub program.

The Jungle theme for opening and closing is paramount to the “make-believe” world of Timber Wolves.

The unit is known as the Pack and is divided into Sixes.

A Pack consists of no more than 36, aged 8 to 11, grouped in “Sixes”, headed by a boy known as a Sixer; a Timber Wolf Master and one or more adult assistants, depending upon the size of the Pack.

The Timber Wolf Master is known as Akela, and the first two Assistants as Baloo and Bagheera, names from the Jungle Books. As a common term, the leaders are known as the Old Wolves.

Timber Wolf Program

A Pack meeting usually opens and closes with a Pack yell, known as the Grand Howl.

Meeting formations are Circles around a Council Rock. The Rock Circle is a small, close circle. The Parade circle, most used, is a large circle, formed by the Timber Wolves joining then dropping hands.

The leader's cry "Pack, Pack, Pack!" is the call which brings the Timber Wolves running in to form the Rock Circle.

The salute is given with the first two fingers of the right hand separated as in a V, the rest of the fingers closed.

Timber Wolf Program

The meeting place of a Pack is the Jungle. Each Six has a corner, usually curtained, known as a Lair.

“Leaping Up” is the ceremony in which an 11 year old Timber Wolf leaves the Pack and “leaps up” to the Troop. This will happen right around their 11th birthday.

The stages of Timber Wolf progress or rank are:

Tenderpad, First Star, Second Star, Leaping Wolf. If at 11 years a Timber Wolf has completed the Star tests and the Leaping Wolf requirements and goes directly from the Pack to the Troop, they receive a Leaping Wolf Badge for their Pathfinder uniform.

Timber Wolf Handbooks

The handbook for youth is the “Timberwolf Handbook” along with the original “Wolf Cub Handbook.”

It is usually handed out in sections in a three ring binder. The first section is the investiture requirements. Once they are invested they receive the next section, the First Star requirements. After they earn that, they receive the remainder of the handbook, including the badge requirements.

In a Traditional program, Timber Wolves cannot earn badges until they earn their First Star – this helps them to focus on the program and not the badges.

There are great books, “The Cubmaster’s First Year” and others in the “Dump” <http://thedump.scoutscan.com/> to assist you with the program.

Pathfinder Program

The Pathfinder program is based on “Scouting for Boys” the original scouting program.

The unit is known as the Troop and is divided into Patrols.

A Troop consists of no more than 32, aged 11 to 17, grouped in “Patrols” of 6 to 8 and headed by a youth known as a Patrol Leader;.

The Pathfinder Leader may be known as Skipper or Skip or Scouter _____, and is more of an advisor than leader.

The leadership of the Troop is the responsibility of the Court of Honor.

Pathfinder Program

The emphasis is through hands on training in outdoor activities such as camping, hiking, canoeing and backpacking.

Pathfinders wear uniform as per the diagrams on the follow pages. Headgear is either the green beret or the khaki Stetson, whichever the Troop chooses, as long as the entire Troop wears one or the other and not a mix of the two. Some troops allow girls to wear the beret, and boys to wear the Stetson (as long as they're consistent).


The shoulder knot distinguishes members of each Patrol. It is usually an animal that is native to the area and that the Patrol can relate to. Beavers build things, Falcons are hunters, Hounds are loyal, etc.



Investiture Badge for
Pathfinders, Rovers and
Leaders



Second Class Badge



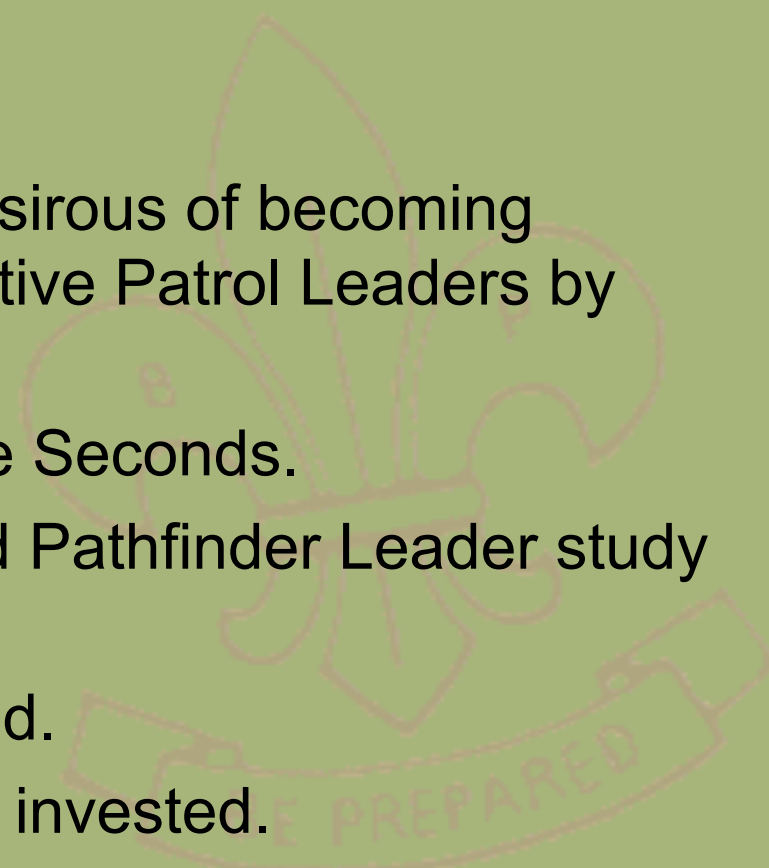
Pathfinder Uniform



Starting a Pathfinder Program

The Steps:

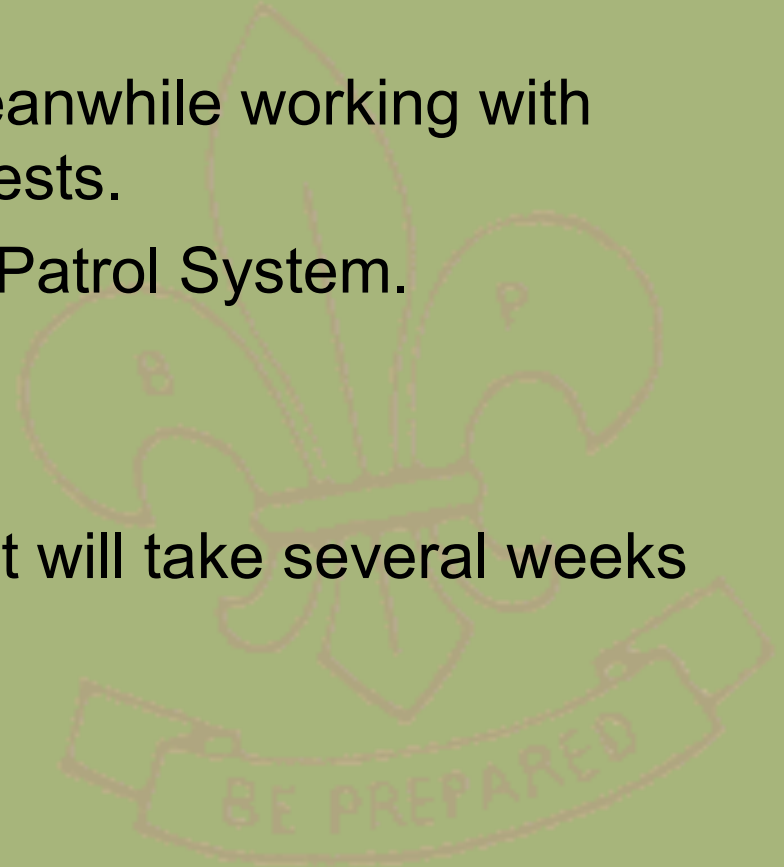
- (a) General meeting of youth desirous of becoming Pathfinders. Election of prospective Patrol Leaders by ballot.
- (b) Patrol Leaders (later) choose Seconds.
- (c) Patrol Leaders, Seconds and Pathfinder Leader study and pass Tenderfoot tests.
- (d) Weekly hikes for all interested.
- (e) Patrol Leaders and Seconds invested.
- (f) Patrol Leaders and Seconds choose and add individual youth to their patrols, and train them to pass Tenderfoot tests;



Starting a Pathfinder Program

- Patrol Leaders and Seconds meanwhile working with Scoutmaster on Second Class tests.
- (g) Weekly meetings started on Patrol System.
- (h) Court of Honor formed.

This does not happen overnight – it will take several weeks to several months.



Pathfinder Handbooks

The youth handbook is the “Pathfinder Handbook” along with the original “Scouting for Boys.”

It is usually handed out in sections in a three ring binder. The first section is the investiture requirements. Once they are invested they receive the next section, the Second Class requirements. After they earn that, they receive the remainder of the handbook, including the badges.

In a Traditional program, Pathfinders cannot earn badges until they earn their Second Class – this helps them to focus on the program and not the badges.

There are other great books to enhance the Pathfinder Program in the “Dump” <http://thedump.scoutscan.com/>

Rover Program

The Rover program is based on “Rovering to Success”

The unit is known as the Crew and is divided into Patrols.

A section for young men or women over the age of 17 who may also become leaders, but who wish to remain uniformed members of a section.

Their motto is: "Service".

As B-P originally intended, there is no upper age limit. Rovers are a self-organizing Crew. Their motto is put into practice both in the scout group they lead and in the community.



The B-P Award. The highest award in Scouting.



The Project Badge



Rover Instructor Badge



The Rambler Badge



Rover Scoutcraft Star



Rover Service Star



Rover Uniform



and Leaders Decorations

Assistant leader
Beret or hat Plume



Leader Beret or hat
Plume



Long Service Knot



Medal of Merit Knot

Leaders wear headgear the same as the Troop, either the green beret or the khaki Stetson. Leaders do not wear ball caps, except in camp dress.

What is the Aim of our Association

Why do we exist?

To develop good citizenship among young people by forming character:

- training them in the habits of observation, obedience and self-reliance
- instilling loyalty and thoughtfulness for others
- teaching them services useful to the public, and handicrafts useful to themselves
- promoting their physical, mental, and spiritual development.

What do we use to do that?

- A Promise and Law.
- Learning by doing.
- Membership in small groups (Den, Six, Patrol and Crew)
- Progressive and stimulating program of varied activities based on the interests of the participants
- largely in an outdoor setting in contact with nature.

BP called it the Scout Method

Scout Promise

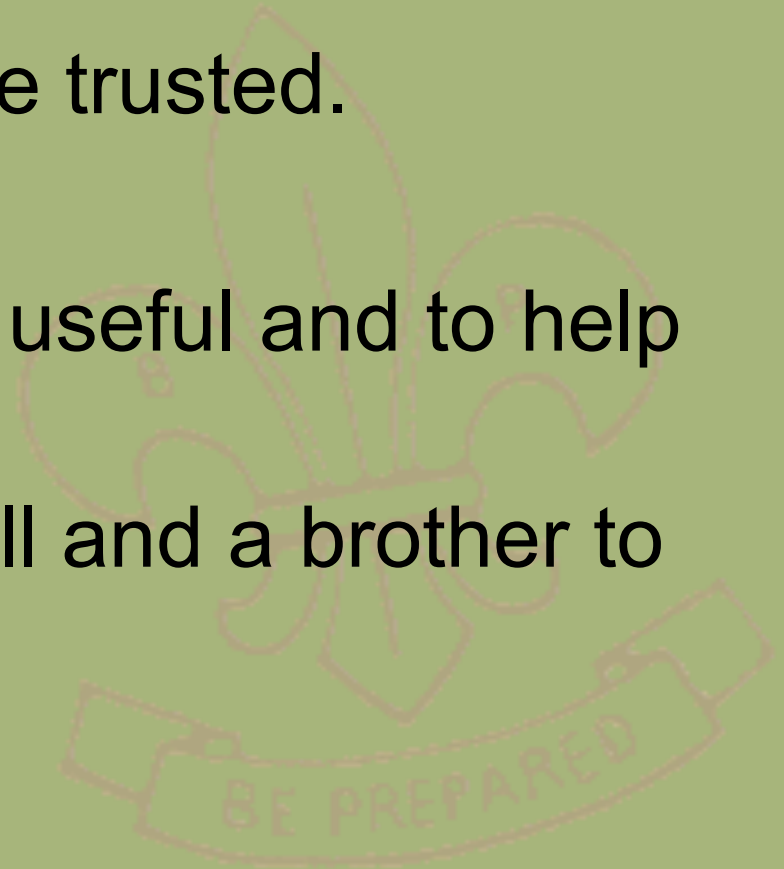


- On my honor I promise that I will do my best,
- To do my duty to God* and my Country,
- To help other people at all times, and
- To obey the Scout Law

* We keep with the original text of the promise, but realizing that each scout may have different beliefs, the word 'God' may be replaced by any phrase, such as 'my conscience'

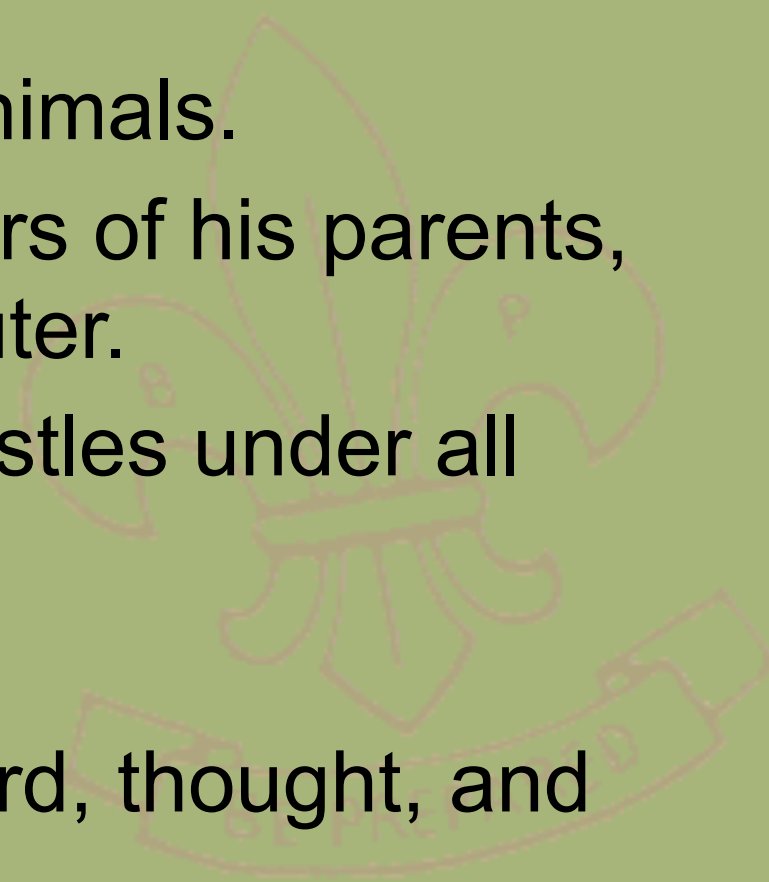
Scout Law

- 1) A Scout's honor is to be trusted.
- 2) A Scout is loyal.
- 3) A Scout's duty is to be useful and to help others.
- 4) A Scout is a friend to all and a brother to every other Scout.
- 5) A Scout is courteous.



Scout Law

- 6) A Scout is a friend to animals.
- 7) A Scout obeys the orders of his parents, Patrol Leader, and Scouter.
- 8) A Scout smiles and whistles under all difficulties.
- 9) A Scout is thrifty.
- 10) A Scout is clean in word, thought, and deed.



Control and Discipline

How do we control these guys?

- The best form of discipline is self-discipline (– but that is what we are trying to develop so it may not be there to begin with.)
- Leaders need to be firm and fair with young people. (but not physically)
- Lack of order, and discipline lead to chaos, bullying, inattention, and bad behavior.
- Nobody enjoys himself or herself then.

Patrol System

How do we organize these guys?

“The Patrol System is the one essential feature in which Scout training differs from that of all other organizations, and where the system is properly applied, it is absolutely bound to bring success.”

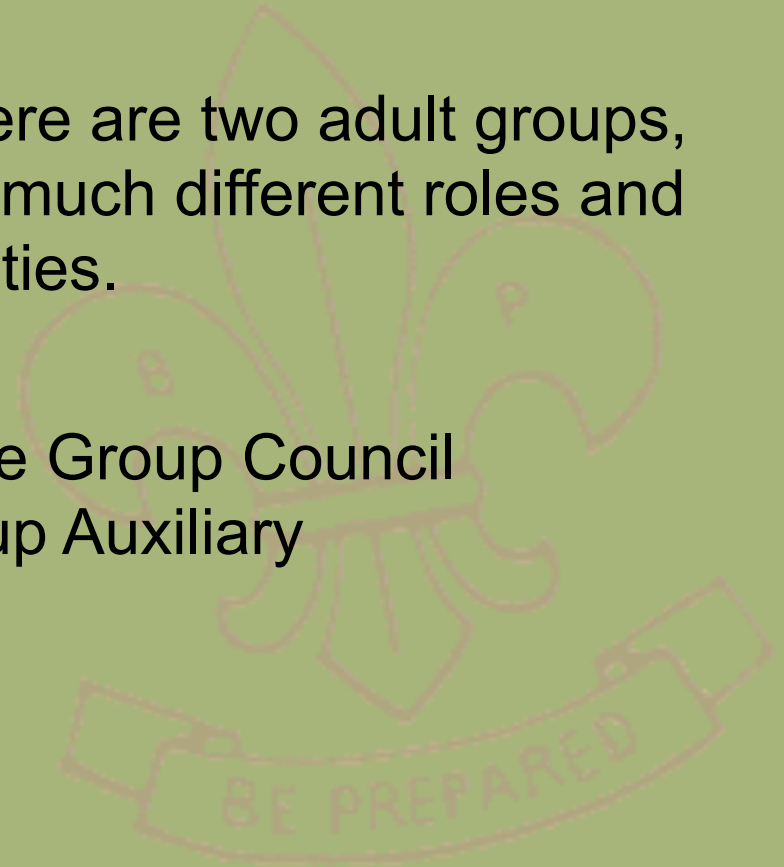
The Patrol is a unit of Scouting always, whether for work or for play, for discipline or duty.

BP once said that if you are not using the Patrol System – you are not Scouting. Use the Patrol System, learn about it, utilize it.

Let's talk about the Group

Besides the youth sections, there are two adult groups, both equally important but with much different roles and responsibilities.

First to be discussed is the Group Council
and then the Group Auxiliary



The Role of the Group Council

The Group Council is comprised of **all the uniformed leaders of the Group and Sections**. The Council should meet regularly, usually once a month, to discuss the running of the Group or Section, to plan joint camps, hikes and other activities. It is also responsible for the Group budget.

The Group Council is chaired by the Group Scoutmaster (GSM), but the meetings are generally informal.

The Council also advises the Group Auxiliary regarding equipment and other logistical needs.

The Role of the Group Auxiliary

The Group Auxiliary is comprised of interested parents, former Scouters, influential local people, and friends of the Group, and should meet regularly as well, once a month is more than adequate.

The Group Auxiliary is responsible for raising Group funds, making grant applications, purchasing Group equipment, looking after the bank account(s), obtaining accommodation for meetings, camping sites, making Group Neckerchiefs, and arranging transport. In short, this group looks after all the admin stuff so that the leaders can concentrate on the youth.

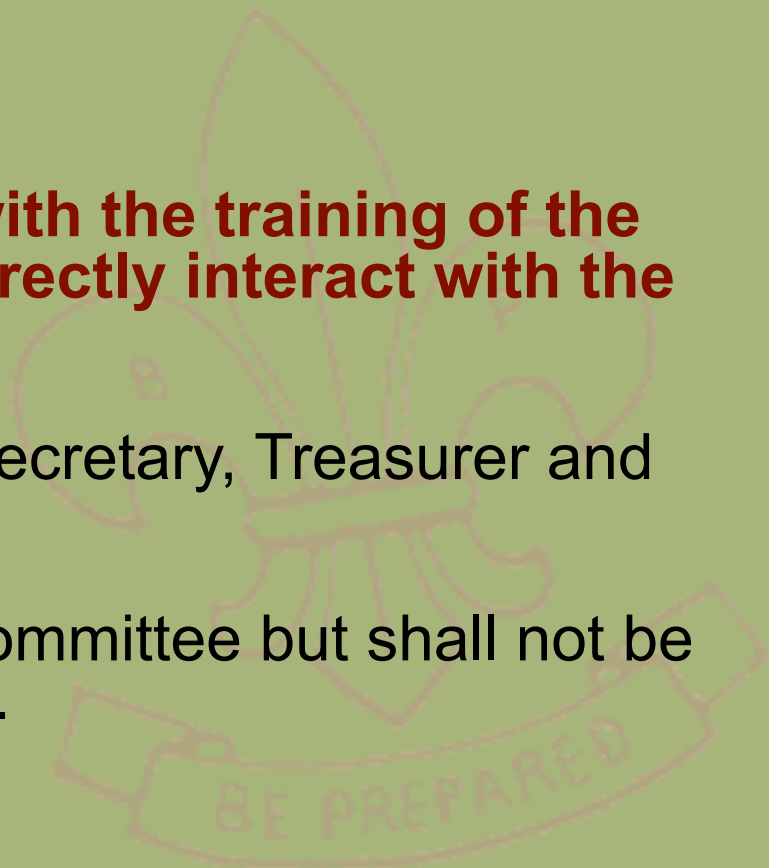
The Role of the Group Auxiliary

(cont.)

It does not concern itself with the training of the youth, nor does this group directly interact with the youth.

The Group Auxiliary elects a Secretary, Treasurer and Chair.

The GSM is a member of the Committee but shall not be its chair.



Policies

You knew there was going to come a point where we would have to talk about policies, insurance and the admin stuff.

What follows is what protects us as an organization and protects you as an adult leader.

So pay attention, it may be on the test....

Child Protection Policy

The major responsibility of adults in the BPSA is the safety and progress of our youth members. We have a responsibility to ensure that only suitable adults are recruited.

Our Child Protection Policy requires our association to provide a safe environment in which our youth members feel respected and protected.

Adults interacting with young people in Scouting should do so with integrity and respect for the young person. There is a danger that some Scouting contexts can be used to exploit or undermine young people. All adult actions should be guided by what is best for the young person and in the context of quality, open working relationships.

Child Protection Policy

Verbal, physical, emotional or sexual abuse of any kind is totally unacceptable.

All adult leaders **MUST** read and understand the full child protection policy of the BPSA.

This is on the web site, titled **“Code of Ethics and Youth Protection Guidelines.”**

READ IT!

Ethics

All Scouting experiences and contexts must be guided by what is best for young people. This means that adults must understand the emotional, physical and personal needs of young people. The stages of development of young people should guide the types of activity provided within Scouting. All adults should have the ability to respond positively to the individual needs of each young person.

All adults involved in leadership roles should have a sound understanding of the importance of enhancing self esteem for young people and should seek to develop positive and healthy relationships with and between the young people in their care.

Two Deep Leadership

- BPSA has a policy of “Two-deep Leadership”.
- Two-deep Leadership means that when we are with youth members, there are always two Leaders present (or at least one Leader and one Parent).
- This provides a safe environment for both the youth membership and the adult membership
- With co-ed groups, if a female youth is present, a female leader must be present as part of that two-deep leadership.

PO&R

The Policy Organization and Rules document (PO&R) is a document that helps all of our Members operate within our guidelines. It's a detailed list of the "Rules of the Game of Scouting".

It lays out in a clear format our principles, the organization of the Group, District and Provincial Councils, how adults are appointed to their positions, the uniform, badges, and activities that can and cannot be done, our awards scheme and the further training we know you want to undertake.

Insurance Coverage

The B-PSA US does not currently provide liability of activity insurance to its member groups. We plan on providing this in the future as our numbers and size grow. We cover this point clearly in our By-Laws which can be found on the web site.

However, part of the registration process requires that each youth and adult member registering (or as part of a charter) signs and files a Liability Waiver and Medical Release Form. I

If a group can afford it, B-PSA strongly recommends that they provide (at this time) for their own group coverage in a locally maintained policy.

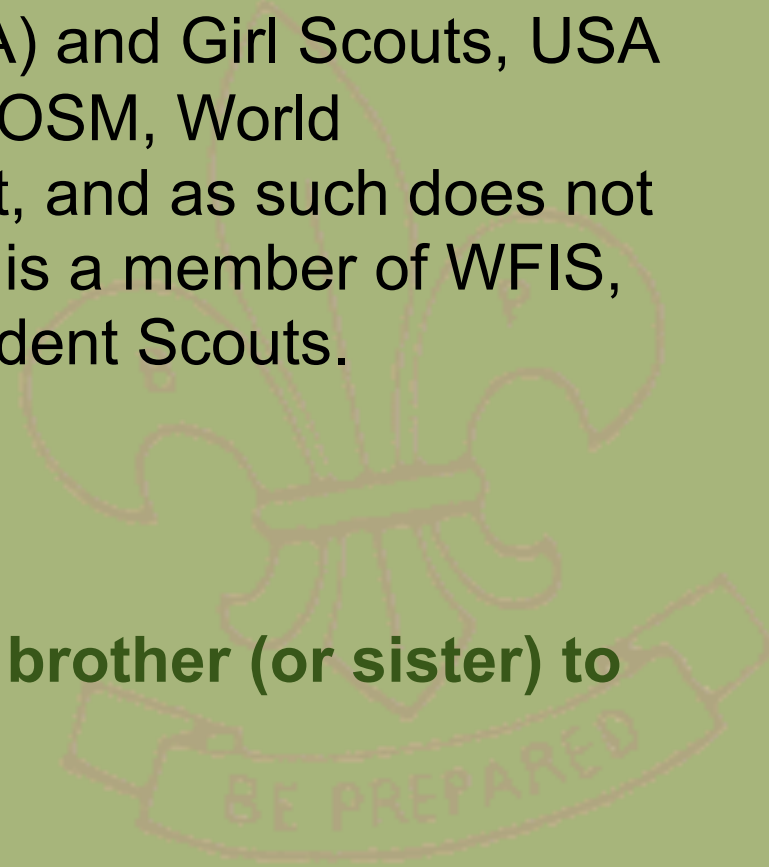
Relations with BSA & GSUSA

The Boy Scouts of America (BSA) and Girl Scouts, USA (GSUSA) are members of the WOSM, World Organization of Scout Movement, and as such does not officially recognize BPSA, which is a member of WFIS, the World Federation of Independent Scouts. However, ...

The 4th Scout Law is:

A Scout is a friend to all and a brother (or sister) to every other Scout.

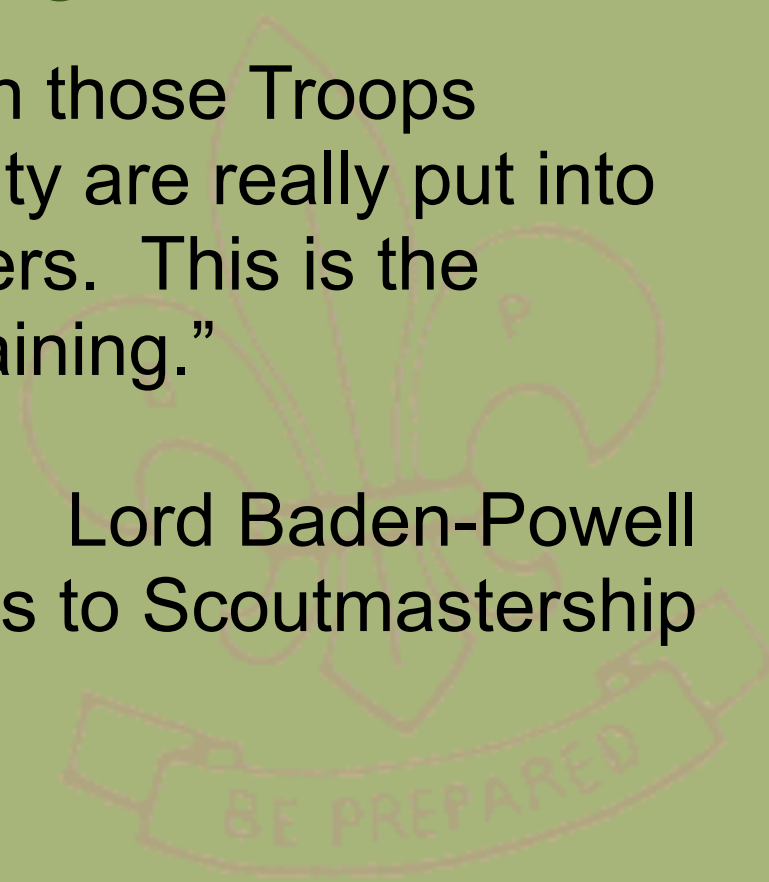
We are **not** in competition with other scouting organizations. What is important is that youth are scouting, regardless of Association.




Advancement Through The Ranks

“The best progress is made in those Troops where power and responsibility are really put into the hands of the Patrol Leaders. This is the secret of success in Scout training.”

Lord Baden-Powell
From Aids to Scoutmastership



WB Training



Wood Beads is a Scouting leadership program and the related award for adult leaders in the programs of WFIS affiliated associations around the world. Wood Bead courses aim to make Scouters better leaders by teaching advanced leadership skills, and by creating a bond and commitment to the movement.

Courses generally have a combined classroom and practical outdoors-based phase followed by a Wood Bead ticket, also project, phase. By "working the ticket", participants put their newly gained experience into practice to attain ticket goals aiding the movement.

You have already started down your Wood Beads road by taking this course.

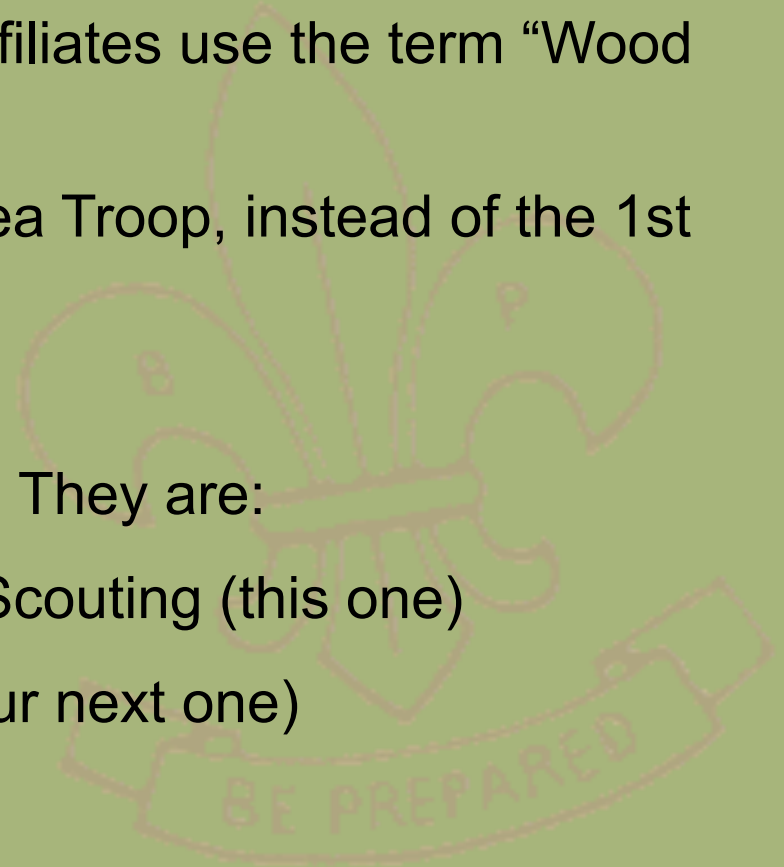
Why Wood Beads??

Due to WOSM copyrights WFIS affiliates use the term “Wood Beads” instead of “Woodbadge”.

We also belong to the 1st Brownsea Troop, instead of the 1st Gilwell Troop.

BPSA runs five Wood Bead courses. They are:

- 1) Introduction to Traditional Scouting (this one)
- 2) Wood Beads 1 Course (your next one)
- 3) Wood beads 2 Course
- 4) Basic Trainer Course
- 5) Advanced Trainer Course



The BPSA Wood Beads Neckerchief is made from Maple Leaf tartan, and has the WFIS training badge on the point. This is awarded when you earn your Wood Beads 2.



Maple Leaf Tartan
Canada's National Tartan



WFIS Training Badge

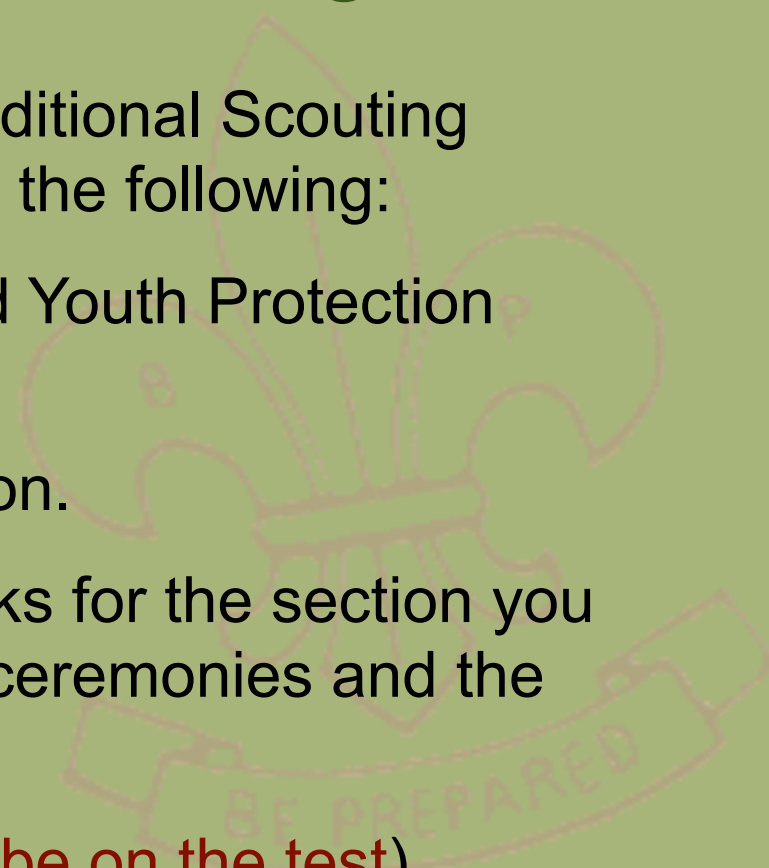
BE PREPARED

Additional Reading

As part of the Introduction to Traditional Scouting course, you also need to read the following:

1. B-PSA US Code of Ethics and Youth Protection Guidelines
2. The By-Laws of our Association.
3. The youth and adult handbooks for the section you are serving in, especially the ceremonies and the Motto, Law and Promise.

(Any of this material may be on the test)



Good Luck and Good Scouting!

We hope that this presentation has been useful and informative. If you have any suggestions on how to improve it, please let us know.

Please complete the course evaluation (test) and submit it to your GSM or trainer. This is the first step of your adult training in becoming a better leader for the youth

Thanks for taking part and for taking the time, we know the youth will appreciate it in the long run, after all, that's why we do what we do, right?

B-PSA Training Team